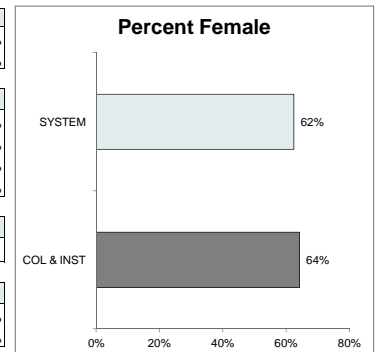


Response Rates and Demographics

		Moved From:			
		COL & INST		SYSTEM	
1	Response Frequencies and Rates:				
	Eligible for Survey	2,808	100.0%	5,932	100.0%
	Respondents	727	25.9%	1,623	27.4%
2	Destination Institution-type*				
	Colleges	192	26.4%	499	30.7%
	Institutes	104	14.3%	258	15.9%
	Teaching Universities	155	21.3%	324	20.0%
	Research Universities	276	38.0%	542	33.4%
	<small>* Institution-type of Fall 2011 institution</small>				
3	Age at time of Survey				
	Median Age	23		23	
4	Gender				
	Male	260	35.8%	609	37.5%
	Female	467	64.2%	1,014	62.5%



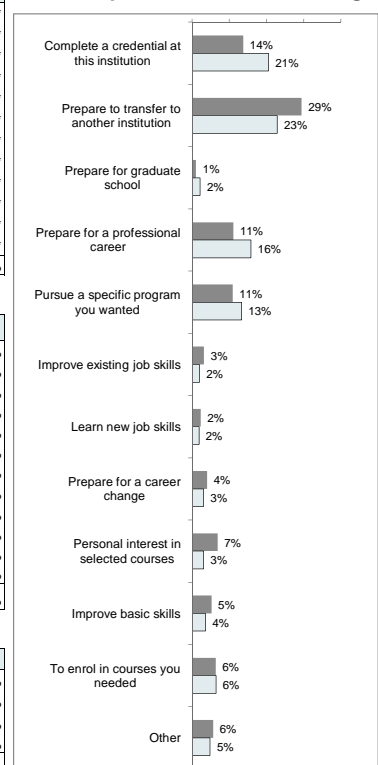
Original Institution, 2010-2011 Academic Year*

*What students said about their 2010-2011 institution

		COL & INST		SYSTEM	
5	Goals for Enrolling (multiple responses allowed)				
	Complete a credential at this institution	171	23.5%*	540	33.3%*
	Prepare to transfer to another institution	316	43.5%*	532	32.8%*
	Prepare for graduate school	25	3.4%*	88	5.4%*
	Prepare for a professional career	190	26.1%*	552	34.0%*
	Pursue a specific program you wanted	195	26.8%*	533	32.8%*
	Improve existing job skills	43	5.9%*	81	5.0%*
	Learn new job skills	49	6.7%*	106	6.5%*
	Prepare for a career change	76	10.5%*	132	8.1%*
	Personal interest in selected courses	167	23.0%*	361	22.2%*
	Improve basic skills	90	12.4%*	168	10.4%*
	To enrol in courses you needed	160	22.0%*	344	21.2%*
	Other	53	7.3%*	99	6.1%*
	Total Respondents	727	100.0%	1,623	100.0%

* Percent of respondents who identified this goal as one of their top 3

Most Important Goal for Enrolling



		COL & INST		SYSTEM	
6	Most Important Goal (single response)				
	Complete a credential at this institution	102	13.8%	327	20.6%
	Prepare to transfer to another institution	218	29.4%	364	22.9%
	Prepare for graduate school	8	1.1%	35	2.2%
	Prepare for a professional career	82	11.1%	252	15.9%
	Pursue a specific program you wanted	81	10.9%	212	13.3%
	Improve existing job skills	24	3.2%	32	2.0%
	Learn new job skills	17	2.3%	30	1.9%
	Prepare for a career change	30	4.0%	50	3.1%
	Personal interest in selected courses	51	6.9%	50	3.1%
	Improve basic skills	39	5.3%	58	3.7%
	To enrol in courses you needed	47	6.3%	102	6.4%
	Other	42	5.7%	77	4.8%
	Total Respondents	741	100.0%	1,589	100.0%

		COL & INST		SYSTEM	
7	Extent to which most important goal was met				
	Completely met	263	36.4%	459	28.4%
	Mostly met	253	35.0%	487	30.1%
	Not really met	139	19.3%	403	24.9%
	Not at all met	67	9.3%	268	16.6%
	Total Respondents	722	100.0%	1,617	100.0%

Responses from Students who Moved FROM Colleges or Institutes

Original Institution, 2010-2011 Academic Year (cont'd)

8 Main Goal Completely or Mostly Met, by Goal*	COL & INST		SYSTEM	
Complete a credential at this institution	54	52.9%	118	36.1%
Prepare to transfer to another institution	171	78.4%	281	77.2%
Prepare for graduate school	4	50.0%	16	45.7%
Prepare for a professional career	47	57.3%	101	40.1%
Pursue a specific program you wanted	52	64.2%	103	48.6%
Improve existing job skills	21	87.5%	26	81.3%
Learn new job skills	8	47.1%	13	43.3%
Prepare for a career change	17	56.7%	24	48.0%
Personal interest in selected courses	42	82.4%	80	71.4%
Improve basic skills	27	69.2%	39	67.2%
To enrol in courses you needed	37	78.7%	83	81.4%
Other	34	81.0%	58	75.3%

* Frequencies are those who completely or mostly met their goal; percentages are of those who identified that main goal.

9 Grades Received	COL & INST		SYSTEM	
Much higher than expected	40	5.6%	72	4.5%
Somewhat higher than expected	141	19.9%	269	16.9%
As expected	363	51.1%	758	47.5%
Somewhat lower than expected	120	16.9%	280	17.5%
Much lower than expected	46	6.5%	217	13.6%
Total Respondents	710	100.0%	1,596	100.0%

10 Reasons for Leaving (multiple responses allowed)	COL & INST		SYSTEM	
Intended to leave all along	213	29.3%*	368	22.7%*
Completed all the credits you needed	212	29.2%*	328	20.2%*
Changed your mind about your program	146	20.1%*	413	25.4%*
Not enough course variety offered	120	16.5%*	272	16.8%*
Got admitted to a better institution	183	25.2%*	348	21.4%*
Poor quality instruction	36	5.0%*	141	8.7%*
Could not cope with academic requirements	32	4.4%*	137	8.4%*
Poor student support services (advising, counselling, housing, etc.)	32	4.4%*	86	5.3%*
Campus life options limited (extra-curricular activities, sports, etc.)	23	3.2%*	66	4.1%*
Poor financial incentives to stay (limited scholarships, bursaries, awards etc.)	19	2.6%*	71	4.4%*
Parents wanted you to leave	14	1.9%*	33	2.0%*
Limited academic support	38	5.2%*	101	6.2%*
Convenience (e.g., transportation)	53	7.3%*	165	10.2%*
Class scheduling	41	5.6%*	97	6.0%*
Personal circumstances (e.g. health, family)	79	10.9%*	231	14.2%*
Other	169	23.2%*	412	25.4%*
Total Respondents	727	100.0%	1,623	100.0%

* Percent of respondents who identified this reason as one of their top 3

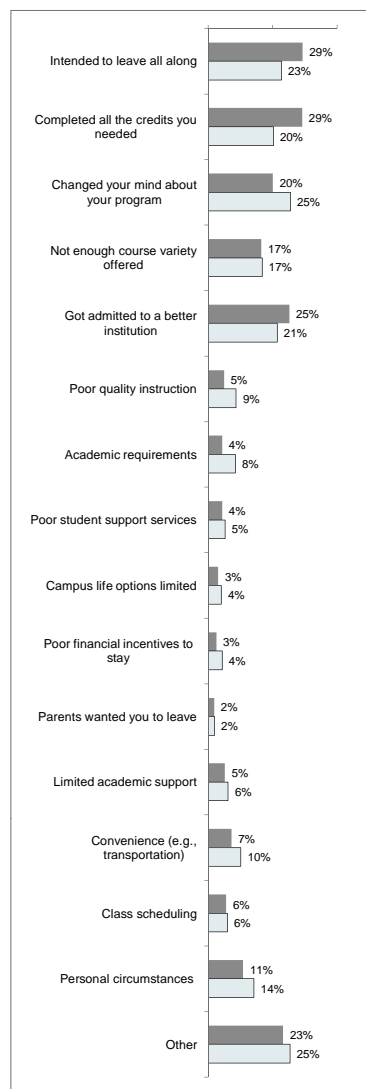
11 Satisfaction with 2010-2011 Institution	COL & INST		SYSTEM	
Very satisfied	225	31.4%	401	25.3%
Satisfied	374	52.2%	795	50.1%
Dissatisfied	86	12.0%	276	17.4%
Very dissatisfied	31	4.3%	114	7.2%
Total Respondents	716	100.0%	1,586	100.0%

12 What Institution Could Have Changed to Prevent Leaving (multiple responses allowed)	COL & INST		SYSTEM	
Wider course offerings	223	30.7%*	456	28.1%*
Offer the program you want	253	34.8%*	512	31.5%*
Better reputation	78	10.7%*	190	11.7%*
Faculty and instructors more available to students	37	5.1%*	119	7.3%*
Better quality instruction	77	10.6%*	231	14.2%*
Better student support services (advising, counselling, housing, etc.)	58	8.0%*	164	10.1%*
Better campus life options (extra-curricular activities, sports, etc.)	50	6.9%*	118	7.3%*
Better financial incentives (scholarships, bursaries, awards, etc.)	48	6.6%*	153	9.4%*
Friendlier campus atmosphere	35	4.8%*	124	7.6%*
Better academic support for students	60	8.3%*	189	11.6%*
More work opportunities on campus	32	4.4%*	85	5.2%*
Other	152	20.9%*	327	20.1%*
Total Respondents	727	100.0%	1,623	100.0%

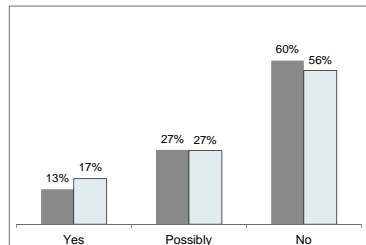
* Percent of respondents who identified this change as one of their top 3

13 Expect to Return to Institution in Future	COL & INST		SYSTEM	
Yes	81	12.8%	240	16.7%
Possibly	172	27.2%	387	27.0%
No	379	60.0%	808	56.3%
Total Respondents	632	100.0%	1,435	100.0%

Reasons for Leaving



Expect to Return to Inst in Future

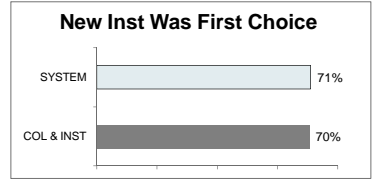


Responses from Students who Moved FROM Colleges or Institutes

New Institution, Fall 2011*

* What those who left a College or Institute said about their new Fall 2011 institution

14 Decided to Move to New Institution	COL & INST		SYSTEM	
Before enrolling at original institution	229	33.6%	379	24.4%
Soon after starting at original Institution	86	12.6%	175	11.3%
After at least one term at original Institution	201	29.5%	571	36.8%
After leaving original institution	166	24.3%	427	27.5%
Total Respondents	682	100.0%	1,552	100.0%

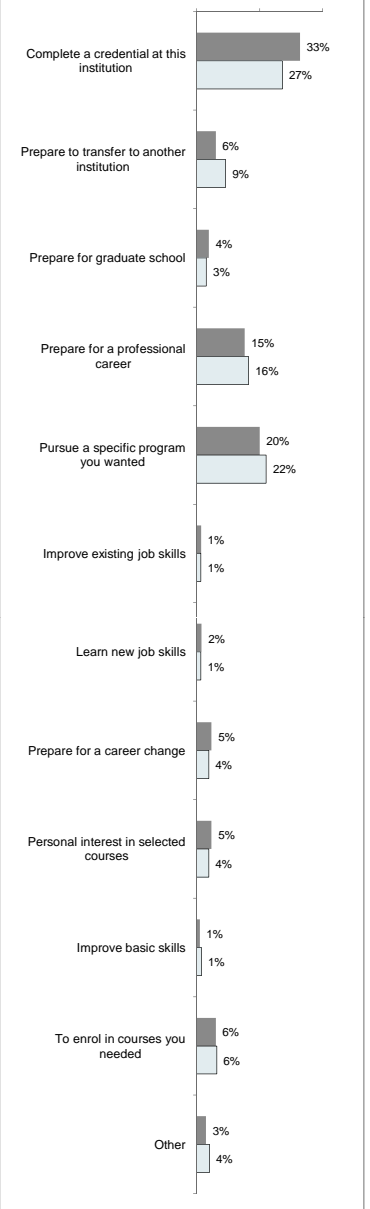


15 New Institution was First Choice for Subsequent Studies	COL & INST		SYSTEM	
Yes	485	70.4%	1,090	71.0%
No	204	29.6%	445	29.0%
Total Respondents	689	100.0%	1,535	100.0%

Most Important Goal for Enrolling

16 Goals for Enrolling at New Institution (multiple responses allowed)	COL & INST		SYSTEM	
Complete a credential at this institution	347	47.7%*	729	44.9%*
Prepare to transfer to another institution	76	10.5%*	229	14.1%*
Prepare for graduate school	94	12.9%*	174	10.7%*
Prepare for a professional career	286	39.3%*	650	40.0%*
Pursue a specific program you wanted	363	49.9%*	804	49.5%*
Improve existing job skills	46	6.3%*	97	6.0%*
Learn new job skills	65	8.9%*	150	9.2%*
Prepare for a career change	110	15.1%*	210	12.9%*
Personal interest in selected courses	125	17.2%*	297	18.3%*
Improve basic skills	33	4.5%*	82	5.1%*
To enrol in courses you needed	164	22.6%*	348	21.4%*
Other	33	4.5%*	96	5.9%*
Total Respondents	727	100.0%	1,623	100.0%

* Percent of respondents who identified this goal as one of their top 3



17 Most Important Goal for Enrolling at New Institution (single response)	COL & INST		SYSTEM	
Complete a credential at this institution	240	32.9%	438	27.3%
Prepare to transfer to another institution	44	6.0%	147	9.1%
Prepare for graduate school	28	3.8%	49	3.0%
Prepare for a professional career	111	15.2%	265	16.5%
Pursue a specific program you wanted	146	20.0%	355	22.1%
Improve existing job skills	10	1.4%	21	1.3%
Learn new job skills	11	1.5%	21	1.3%
Prepare for a career change	34	4.7%	61	3.8%
Personal interest in selected courses	34	4.7%	61	3.8%
Improve basic skills	7	1.0%	23	1.4%
To enrol in courses you needed	44	6.0%	102	6.3%
Other	21	2.9%	64	4.0%
Total Respondents	730	100.0%	1,607	100.0%

18 Extent to which most important goal has been met so far	COL & INST		SYSTEM	
Completely met	229	34.3%	558	37.2%
Mostly met	321	48.1%	714	47.6%
Not really met	84	12.6%	161	10.7%
Not at all met	34	5.1%	66	4.4%
Total Respondents	668	100.0%	1,499	100.0%

19 Main Goal at New Institution Completely or Mostly Met, by Goal*	COL & INST		SYSTEM	
Complete a credential at this institution	166	69.2%	307	70.1%
Prepare to transfer to another institution	27	61.4%	105	71.4%
Prepare for graduate school	20	71.4%	34	69.4%
Prepare for a professional career	85	76.6%	208	78.5%
Pursue a specific program you wanted	124	84.9%	320	90.1%
Improve existing job skills	8	80.0%	17	81.0%
Learn new job skills	9	81.8%	18	85.7%
Prepare for a career change	27	79.4%	46	75.4%
Personal interest in selected courses	21	75.0%	52	81.3%
Improve basic skills	5	71.4%	18	78.3%
To enrol in courses you needed	39	88.6%	92	90.2%
Other	17	81.0%	50	78.1%

* Frequencies are those who completely or mostly met their goal; percentages are of those who identified that main goal.

Responses from Students who Moved FROM Colleges or Institutes

New Institution, Fall 2011 (cont'd)

20 Grades Received at New Institution (so far)	COL & INST		SYSTEM	
Much higher than expected	53	7.5%	124	7.8%
Somewhat higher than expected	118	16.6%	319	20.1%
As expected	325	45.7%	719	45.4%
Somewhat lower than expected	170	23.9%	327	20.6%
Much lower than expected	45	6.3%	96	6.1%
Total Respondents	711	100.0%	1,585	100.0%

21 Relatedness of Program at Original Institution to Program at New Institution	COL & INST		SYSTEM	
Very related	210	29.9%	473	29.9%
Somewhat related	281	40.0%	623	39.4%
Not very related	108	15.4%	236	14.9%
Not at all related	104	14.8%	249	15.7%
Total Respondents	703	100.0%	1,581	100.0%

22 Reasons for Choosing New Institution over other Institutions (multiple responses allowed)	COL & INST		SYSTEM	
Availability of programs or courses you wanted	374	51.4%*	836	51.5%*
Reputation of the institution	238	32.7%*	530	32.7%*
Reputation of the program	226	31.1%*	530	32.7%*
Availability of a scholarship, bursary, or award	30	4.1%*	57	3.5%*
Smaller classes	119	16.4%*	367	22.6%*
Strong co-op program	70	9.6%*	143	8.8%*
Campus life opportunities	47	6.5%*	94	5.8%*
Convenient location (close to home or short commute)	278	38.2%*	635	39.1%*
Personal circumstances (e.g., health, family)	115	15.8%*	262	16.1%*
Other	90	12.4%*	192	11.8%*
Total Respondents	727	100.0%	1,623	100.0%

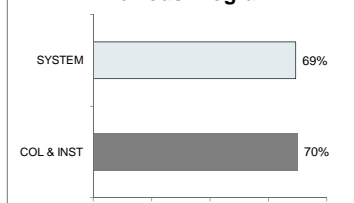
* Percent of respondents who identified this reason as one of their top 3

23 Satisfaction with New (Fall 2011) Institution	COL & INST		SYSTEM	
Very satisfied	213	30.3%	521	33.1%
Satisfied	399	56.8%	860	54.7%
Dissatisfied	69	9.8%	144	9.2%
Very dissatisfied	22	3.1%	48	3.1%
Total Respondents	703	100.0%	1,573	100.0%

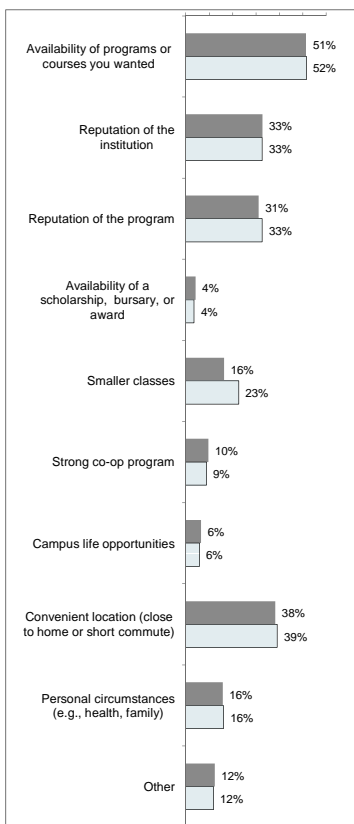
24 How Experience at New (Fall 2011) Institution Could be Improved (multiple responses allowed)	COL & INST		SYSTEM	
Faculty and instructors more available to students	98	13.5%*	214	13.2%*
Better program quality	138	19.0%*	295	18.2%*
Better quality instruction	154	21.2%*	358	22.1%*
Better student support services (advising, counselling, housing, etc.)	117	16.1%*	229	14.1%*
Better campus life options (extra-curricular activities, sports, etc.)	81	11.1%*	229	14.1%*
Better financial incentives (scholarships, bursaries, awards, etc.)	179	24.6%*	392	24.2%*
Friendlier campus atmosphere	81	11.1%*	199	12.3%*
More work opportunities on campus	103	14.2%*	232	14.3%*
Better access to courses	193	26.5%*	430	26.5%*
Other	101	13.9%*	219	13.5%*
Total Respondents	727	100.0%	1,623	100.0%

* Percent of respondents who identified this as one of their top 3 ways

New Program Somewhat/Very Related to Previous Program



Reasons for Choosing New Inst

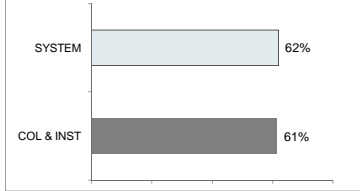


Responses from Students who Moved FROM Colleges or Institutes

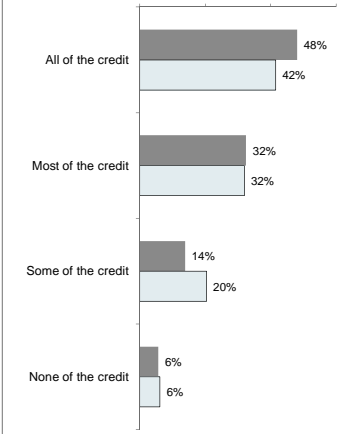
Transfer Experience

25	Credits Earned	COL & INST		SYSTEM	
	Median Credits Earned at 2010-2011 Institution	18	-	21	-
26	Expected to Transfer Credits to New (Fall 2011) Institution	COL & INST		SYSTEM	
	Yes	418	61.5%	938	61.9%
	No	262	38.5%	577	38.1%
	Total Respondents	680	100.0%	1,515	100.0%
27	Of Course Credit Completed at 2010-2011 Institution, How Much was Received at New (Fall 2011) Institution	COL & INST		SYSTEM	
	All of the credit	188	48.1%	364	41.5%
	Most of the credit	127	32.5%	280	31.9%
	Some of the credit	54	13.8%	179	20.4%
	None of the credit	22	5.6%	54	6.2%
	Total Respondents	391	100.0%	877	100.0%
28	Of the Transfer Credit Received at New (Fall 2011) Institution, How Much Was Able to Be Applied to Program at that Institution (i.e., met one of the specific or elective requirements of the program)	COL & INST		SYSTEM	
	All of the credit	156	43.8%	328	40.7%
	Most of the credit	138	38.8%	266	33.0%
	Some of the credit	54	15.2%	186	23.1%
	None of the credit	8	2.2%	25	3.1%
	Total Respondents	356	100.0%	805	100.0%
29	Satisfaction with Experience of Transferring Credits	COL & INST		SYSTEM	
	Very satisfied	160	40.3%	316	35.5%
	Satisfied	119	30.0%	258	29.0%
	Neutral	46	11.6%	142	16.0%
	Dissatisfied	40	10.1%	97	10.9%
	Very dissatisfied	32	8.1%	77	8.7%
	Total Respondents	397	100.0%	890	100.0%
30	Reasons for Satisfaction with the Experience of Transferring Credits (multiple responses allowed)	COL & INST		SYSTEM	
	Got all the transfer credit expected	159	57.0%*	300	52.3%*
	Got into desired program	131	47.0%*	281	49.0%*
	Got into desired courses	106	38.0%*	231	40.2%*
	How grades for transfer courses were calculated at Fall 2011 Institution	49	17.6%*	87	15.2%*
	Got transfer information required	83	29.7%*	163	28.4%*
	Transfer process easy to understand	107	38.4%*	217	37.8%*
	Courses taken at 2010-2011 Institution were in the BC Transfer Guide	129	46.2%*	249	43.4%*
	Other	10	3.6%*	19	3.3%*
	Total Respondents	279	100.0%	574	100.0%
	* Percent of respondents who identified this reason				
31	Reasons for Dissatisfaction with the Experience of Transferring Credits (multiple responses allowed)	COL & INST		SYSTEM	
	Didn't get all the transfer credit expected	37	51.4%*	103	59.2%*
	Didn't get into desired program	3	4.2%*	13	7.5%*
	Didn't get into desired courses	10	13.9%*	26	14.9%*
	How grades for transfer courses were calculated at Fall 2011 Institution	17	23.6%*	35	20.1%*
	Sought transfer information but did not get information required	19	26.4%*	46	26.4%*
	Transfer process difficult to understand	26	36.1%*	59	33.9%*
	Courses taken at 2010-2011 Institution were not in the BC Transfer Guide	21	29.2%*	58	33.3%*
	Other	24	33.3%*	52	29.9%*
	Total Respondents	72	100.0%	174	100.0%
	* Percent of respondents who identified this reason				
32	How could your overall transfer experience have been improved? (multiple responses allowed)	COL & INST		SYSTEM	
	Better advising at 2010-2011 Institution	150	20.6%*	372	22.9%*
	Better advising at Fall 2011 Institution	124	17.1%*	274	16.9%*
	Better information in the BC Transfer Guide about what courses transfer	182	25.0%*	396	24.4%*
	Same grading scale at both institutions	136	18.7%*	342	21.1%*
	Better course options at Fall 2011 Institution	111	15.3%*	244	15.0%*
	Better course matches between institutions	241	33.1%*	587	36.2%*
	Other	60	8.3%*	131	8.1%*
	Total Respondents	727	100.0%	1,623	100.0%
	* Percent of respondents who identified this potential improvement				

Expected to Transfer Credit



Transfer Credit Received at Fall 2011 Institution



Overall Satisfaction with Transfer Experience

