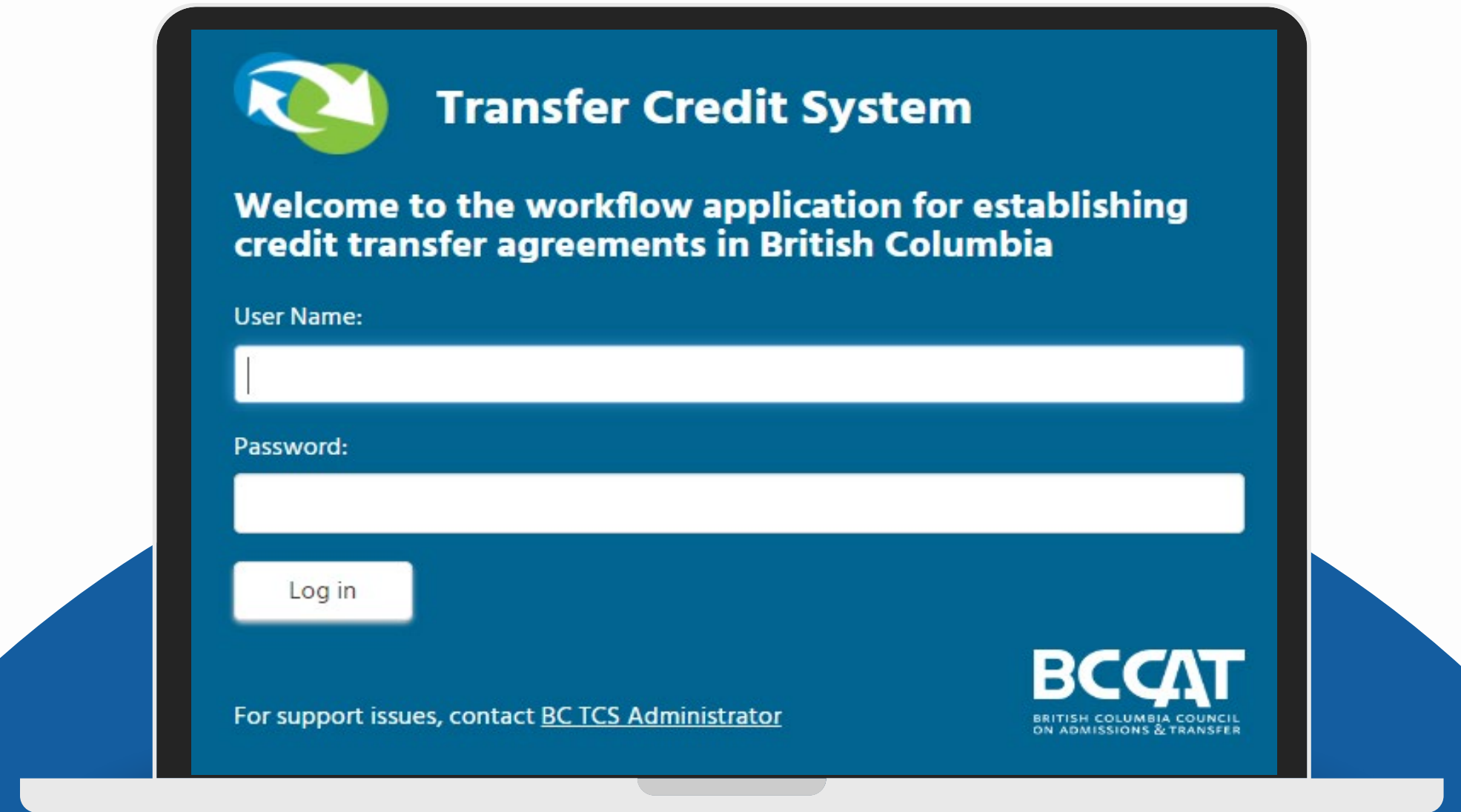



Strategic Articulation Management and the “Secrets” of the TCS

Mike Winsemann
Director, Transfer & Technology
JAM 2024



The image shows a laptop screen displaying the login interface for the Transfer Credit System. The page has a dark blue background with white text and input fields. At the top left is a logo consisting of two curved arrows, one blue and one green, forming a circle. To the right of the logo is the title "Transfer Credit System". Below the title is a welcome message: "Welcome to the workflow application for establishing credit transfer agreements in British Columbia". There are two input fields: "User Name:" and "Password:". Below the password field is a "Log in" button. At the bottom left, there is a link: "For support issues, contact [BC TCS Administrator](#)". At the bottom right is the BCCAT logo, which stands for the British Columbia Council on Admissions & Transfer.

 **Transfer Credit System**

Welcome to the workflow application for establishing credit transfer agreements in British Columbia

User Name:

Password:

For support issues, contact [BC TCS Administrator](#)

BCCAT
BRITISH COLUMBIA COUNCIL
ON ADMISSIONS & TRANSFER

GOAL: Become a SAM!

This session is for transfer credit personnel looking to get the most out of the Transfer Credit System (TCS). This session will cover some of the most frequently asked questions about how to use the TCS for every day articulation matters.

By the end of this session, you will become* a
SAM: A Strategic Articulation Manager!

* Certification quiz at the end!




Topic Overview

▶▶▶	Requests	01
▶▶▶	Automations	02
▶▶▶	Agreement Building	03
▶▶▶	Dashboard	04
▶▶▶	Course Outlines/Changes	05
▶▶▶	External Articulations	06
▶▶▶	System Settings	07
▶▶▶	Quiz!	08



slido

Please download and install the Slido app on all computers you use



**Join at slido.com
#JAMDAY1**

i Start presenting to display the joining instructions on this slide.

Requests

- Requests for articulation enable institutions to create transfer agreements before a course is even offered!
- Responding to requests requires time and effort on behalf of transfer system partners.
- When submitting requests, only send requests to institutions where there are matching programs.
- Educationplannerbc.ca lists programs offered at PSIs
- STP and CDW shows where and in some cases what areas people are transferring



REQUEST

Scenario: Requests

Your new Dean has arrived from another Province and has learned that courses are articulated in advance rather than when students show up.

They have asked that you submit **all of the courses** from your **Criminology** program to all other transfer system partners.

What can you do?



SAM: Requests

- **Use the Courses** table to look up matching subjects
- **Only** send requests to institutions with matching programs
- **Only** send upper-level requests to institutions who are articulate upper-level courses
- You can edit or recall requests submitted in error
- **Golden Rule:** Articulation should always be based on **actual** student mobility patterns



Automations

TCS features numerous tools to help automate routine tasks. All these features can assist in more timely responses to articulation requests.

01

Address Book

02

Autoforwards

03

Bulk Forward

04

Bulk Close

SAM: Automations

- Use the **address book** to streamline articulation
- Setup **Autoforwards** to cut down on work
- Use the **bulk forward** and **bulk close** options to reduce unnecessary articulation activities




Agreement Building




One to One

Direct equivalency between two courses.



Many to Many

Equivalencies involving permutations of two or more courses



And/Or

More complex agreements involving multiple scenarios for transfer

SAM: Agreements

- Where possible, offer direct credit
- For many to many articulations, don't forget to consider what credit a single course should receive
- For AND/OR agreements, build each agreement separately



Dashboard

The Dashboard is your snapshot of your articulation activities.

Use the Dashboard to catch up on action items, review new requests, and track progress by your departments and evaluators.

Reviews

Agreements that have not been reviewed in five or more years are listed on the dashboard

Reciprocity

Reciprocity enables you to create a reciprocal agreement based on how your courses are articulated

Departments

Departments can be created to track requests and articulation activities at your institution

Outstanding Requests ⁱ

1

new request to forward.

82

reviewed evaluations to confirm.

1

course outline to send.

0


expiring requests to review.

SAM: Dashboards

- Regularly use the Dashboard to see your immediate **action** items
- Use the **Reciprocity** tool to quickly create agreements that have been articulated by others
- Setup **Departments** to enable the departmental dashboards and tracking



Courses




Outline Repository

The TCS contains over 30,000 course outlines from the past 20 years.



Course Changes

Use the Course Change screen to easily update all agreements for a course number or prefix change.



Discontinued Courses

If a course is discontinued, old agreements can be ended or replaced with unassigned credit.

Strategy: Courses

- Use the **Courses** screens to look up course outlines
- When de-activating a course, **replace** it with unassigned credit
- Use the courses screen to **update** your course numbers, prefixes, and credit values.



External Equivalencies

The TCS can be a workflow for ALL articulation activity, not just BC Transfer System equivalencies.

01

Add an External Institution

02

Create an External Articulation Request

03

Evaluate an External course

SAM: External Equivalencies

- **Use the TCS** to submit external equivalencies to subject matter experts
- Have your internal transfer tables **imported** into the TCS by contacting BCCAT
- **Prioritize** the external regions or institutions from which you receive the most student mobility



Administration



Settings

Your user settings control from whom you can receive articulation requests. Consider where you most often receive transfer students when adjusting these settings.



Users

The admin user for your institution can create new user accounts for additional TCS users. The admin user can also designate roles for sending or receiving.



Downloads

Nearly all data within the TCS can be downloaded for offline use. Look for the download button at the bottom of most pages to export data from the TCS.

SAM: Administration

- Setup **each** user of the TCS with their own account
- Prioritize your **receiving settings** based on student mobility patterns
- Regularly review **notifications** for course updates
- **Download** data into Excel format






Quiz!

slido

Please download and install the Slido app on all computers you use



**Join at slido.com
#JAMDAY1**

① Start presenting to display the joining instructions on this slide.

slido

Please download and install the Slido app on all computers you use



What resources can be used to determine where to send articulation requests?

① Start presenting to display the poll results on this slide.

slido

Please download and install the Slido app on all computers you use



The address book is used to

① Start presenting to display the poll results on this slide.

slido

Please download and install the Slido app on all computers you use



You can use the TCS to create which type of agreements (select all that apply)?

① Start presenting to display the poll results on this slide.

slido

Please download and install the Slido app on all computers you use



You've been asked to add an external agreement but you can't find the institution. What should you do?

i Start presenting to display the poll results on this slide.

slido

Please download and install the Slido app on all computers you use



The acronym SAM stands for:

① Start presenting to display the poll results on this slide.


TCS Team



Mike Winsemann
Director, Transfer &
Technology



Anabella Chun
Committee & Tech
Support Coordinator



Jennifer Kook
Associate Director, Member
Services & Engagement

Questions?



Mike Winsemann

 mwinsemann@bccat.ca

#BCCATJAM2024

